



Aqualu's aluminum half doors are a stunning piece of work. Lighter than the originals (no steel, no windows), impossible to rust, and killer looks are a triple shot of coolness.

AQUALU ALUMINUM HALF DOORS


These doors
won't rust

By Tim Lund/
www.WildWestFab.com

While up in Canada recently, we visited Aqualu (see next issue for that shop tour and interview). Our lust for something aluminum grew until we broke down and ordered a set of their half doors (\$712) for Project Kermit, our 1970 FJ40. With a clean, relatively rust free body, we'll have to wait for a project with a bit more rust before we try one of their nifty FJ40/45 aluminum tubs, cowls, quarter panels, running boards, stretched bodies, and more.

The half doors were to us in about a week and right out of the box they were quite impressive. The craftsmanship is very nice and the finish work is fantastic, we are almost tempted to do a bit more sanding and have them clear coated.


We laid out all the hardware, made sure everything was there and then started to assemble the hardware to the doors. The door latches even came assembled, making it that much easier to install. The final result is doors that are lighter, can't rust, and look amazing. Of course, there are no windows in these. They totally fit the FJ40's overall "feel" as a truck—one that can remove the top, drop the windshield, and even remove the doors. In this case, shiny aluminum Aqualu half doors that catch eyeballs everywhere we wheel. Aqualu: www.aqualu.com, (888) 765-6714.




Pic 1: Start out by setting the doors on a flat surface and bolt the hinges into place using the supplied stainless steel hardware; only snug up the bolts at this time.




Pic 3: Now it's time to remove the OEM steel doors. Using a punch, tap the hinge pins out of the hinges. You need to fold the windshield down (or at least forward a bit) to be able to get the pins up and out of the top hinge.



Pic 2a & 2b: Use a little silicone adhesive on the outside of the hinge pin bushing and push it into the hinge on both the top and bottom sides.





4
Pic 4: Reach inside the kick panel access and remove the bolt and pins holding the doorstop in. With the hinges unpinning and the doorstop disconnected, the OE steel doors lift right off.



AQUALU ALUMINUM HALF DOORS

5
Pic 5: Remove the screws holding the door striker in place and replace the OE striker with the Aqualu supplied striker. We had the older style door striker in our 1970 FJ40 and had to tweak the new striker to get it to fit our body tub.

6
Pic 6: The Aqualu door is now set into place on the OE hinge halves and the OE pins are tapped into place. We could then shut the door, align the hinges up straight and tighten them securely. We also took a couple minutes to apply weather stripping tape to the inside of the half doors. That's it; total install time, about 20 minutes per door. ✓



WORLD'S BEST
CRUISER T-SHIRTS

SACKWEAR.COM

STEERING • **Sky's Off Road Design • Toyota Specialists** • LIFT KITS

DANA CO • **SKY: NO LIMITS** • BRAKE

SWAPS

COIL SPACERS • • WIDE AXLE KITS

OIL PAN CO • • BOXES

IFS • BOXES • LIFT

SUSPENS • • TIALS

BR • • TAPS

FR • • TS

DR • • TERS

WIL • •

Quality Toyota
Parts

www.sky-manufacturing.com

3580 Marcola Rd. • Springfield Oregon 97477 • (541) 736-3743

Easy Online Ordering
Fast Shipping

